




zest. wall  
panels



Contents

Acoustic Wall Panels	4
ZX Wall	8
Feature Wall	12
1 metre	16
500mm	24
375mm	28
250mm	36
Ceiling Panels	40
Trims	42

Free samples of all of our designs are available upon request.  
Contact our in-house team by emailing [samples@zestwallpanels.co.uk](mailto:samples@zestwallpanels.co.uk) with your requirements.



Unique and inspiring, Zest Wall Panels offer a wide variety of designs, colours and sizes for any room in your home or project.

Our panels are an exciting mix of marble, stone, tile, and wood effects with matt, satin and gloss finishes.

Depending on the panels you choose, we offer digitally printed and textured finishes to give an ultra-realistic look and touch, with designs that flow around the room.

Visually appealing, our contemporary and traditional ranges could not be easier or quicker to install and maintain. The tongue and groove edges slot easily together and can be installed over existing surfaces, requiring very little preparation.

With over 30 years' experience in wall panels, Zest offers a comprehensive range of products using the best materials and technology.





## Acoustic Panels

Zest acoustic panels are a stylish and contemporary wall covering that absorbs noise and improves sound quality enhancing the feeling of peace and serenity in a room.

Ideal for use in living rooms, dining rooms, bedrooms, home cinemas and work and commercial environments. These lightweight, easy to install, real oak veneer panels add warmth and create a cosy, pleasant atmosphere.

- Sourced from sustainable wood
- Rigid backing made from 100% recycled plastic
- Real wood veneer finished on all three sides
- Quick and easy to install
- Excellent acoustic properties





WASHED OAK

ELEGANT OILED OAK



CONTEMPORARY OAK

ASH GREY

Code	Design	Size	Pk Qty
AP10001	WASHED OAK	600 x 2600 x 18	1
AP10002	ELEGANT OILED OAK	600 x 2600 x 18	1
AP10003	CONTEMPORARY OAK	600 x 2600 x 18	1
AP10004	ASH GREY	600 x 2600 x 18	1



## ZX Wall Panels

The ZX range is 5mm thick and is available in three different sizes. These textured panels have a solid construction and are impact resistant.

Full height wall panels and two sizes of tiles that can be fitted in a variety of layouts.


Quick to install and low maintenance, the ZX range is fantastic for in the home or commercial projects.

- Solid construction
- Impact resistant
- Ultra-realistic design
- Textured
- Quick & easy to fit
- 100% waterproof
- Easy to clean







URBAN PINE TILE / DC0TC62



GREY CONCRETE / DC01D74



CARGO WOOD / DC01F06



GREY CONCRETE



WHITE STONE




WISE STONE




DUNE GREY



URBAN PINE



WHITE OAK



CARGO WOOD



HAMMAM WOOD

All ZX designs are textured

ZX wall tile open v groove joint (300 x 600mm/170 x 1200mm)



ZX wall panel tongue & groove flush fit joint (600 x 2600mm)



Code	Design	Size	Pk Qty
<b>TILES</b>			
DC74201	GREY CONCRETE TILE	300 x 600 x 5	11
DC01T01	WHITE STONE TILE	300 x 600 x 5	11
DC01T24	WISE STONE TILE	300 x 600 x 5	11
DC01T78	DUNE GREY TILE	300 x 600 x 5	11
DC0TC62	URBAN PINE TILE	300 x 600 x 5	11
DC01T04	WHITE OAK TILE	300 x 600 x 5	11
DC01F06	CARGO WOOD	170 x 1200 x 5	10
DC01F05	HAMMAM WOOD	170 x 1200 x 5	10
<b>WALL PANELS</b>			
DC01D74	GREY CONCRETE	600 x 2600 x 5	2
DC01G01	WHITE STONE	600 x 2600 x 5	2
DC01G24	WISE STONE	600 x 2600 x 5	2
DC01F78	DUNE GREY	600 x 2600 x 5	2





## Feature Wall+

Adding wow to your walls is easy using our Feature Wall+ range. Quick and easy to install, these textured, realistic panels give you all the look of real wood and tiles without the lengthy installation time or associated maintenance. Whether you choose to fit them horizontally or vertically these panels are sure to look striking whether in a home, office, restaurant, bar or hotel.

The Feature Wall+ range is the complete package ready to install, supplied as a kit. In the box you'll find 9 panels, 6 clip on end trims in a complementary colour and 90 double sided adhesive pads.

## Cabana

Looking for that rustic beach hut look? The natural washed-wood textured design of our Cabana range is a quick and simple way to achieve just that! The versatile design is ideal for either homely living spaces or can provide that on trend look for any bar, restaurant, office or shop. Supplied as packs of 9 panels\* they can be fitted either horizontally for vertically to create different planked wood effects.

- Ultra-realistic design
- Textured
- Quick & easy to fit
- Easy to clean

**Note:** Feature Wall+ and Cabana ranges not to be used in bathrooms.  
\*Panels only. Not supplied as a kit.





CABANA NATURAL / DC63C53




VICTORIAN GREY / DC01G13



ETCHED WHITE CABIN / DC01G06



DARK VINTAGE WOOD / DC01G09




Matt

VICTORIAN GREY




Matt

LIGHT VINTAGE WOOD



Matt

SCORCHED BEECH




Matt

ETCHED WHITE CABIN




Matt

DARK VINTAGE WOOD



Matt

CABANA WHITE



Matt

CABANA NATURAL

All Feature Wall+ and Cabana designs are textured

Code	Design	Size	Pk Qty
<b>FEATURE WALL+</b>			
DC01G13	VICTORIAN GREY	154 x 1200 x 6	9
DC01G08	LIGHT VINTAGE WOOD	154 x 1200 x 6	9
DC01G12	SCORCHED BEECH	154 x 1200 x 6	9
DC01G06	ETCHED WHITE CABIN	154 x 1200 x 6	9
DC01G09	DARK VINTAGE WOOD	154 x 1200 x 6	9
<b>CABANA*</b>			
DC63D85	CABANA WHITE	154 x 1200 x 6	9
DC63C53	CABANA NATURAL	154 x 1200 x 6	9

**Note:** Feature Wall+ and Cabana ranges not to be used in bathrooms.  
\*Panels only. Not supplied as a kit.





BLANCO / LM3011



PORTLAND / LM3003

## 1 metre Wall Panels

Our widest panel is also our most popular. With fifteen designs in modern matt, gloss, and satin finishes, the 1m wall panels are durable and can be used in a shower area or to complete a whole room.

- Contemporary matt & gloss finishes
- Durable
- Quick & easy to fit
- 100% waterproof
- Easy to clean





NORDIC / LM3010




MINERAL / LM3009





YORK / LM3004



ZINC / LM3005






WHITE MARBLE / LM1007



ZINC




MINERAL




NORDIC




BLANCO




WHITE DIAMOND




BLACK DIAMOND



WHITE MARBLE



STORM




PERGAMON




LIGHTNING



WHITE GLOSS



ASPEN



PLATINUM



PORTLAND



YORK

### 1 metre Wall Panels

Code	Design	Size	Pk Qty
LM3005	ZINC	1000 x 2400 x 10	1
LM3009	MINERAL	1000 x 2400 x 10	1
LM3010	NORDIC	1000 x 2400 x 10	1
LM3011	BLANCO	1000 x 2400 x 10	1
LM1002	WHITE DIAMOND	1000 x 2400 x 10	1
LM1003	BLACK DIAMOND	1000 x 2400 x 10	1
LM1007	WHITE MARBLE	1000 x 2400 x 10	1
LM1008	STORM	1000 x 2400 x 10	1
LM1009	PERGAMON	1000 x 2400 x 10	1
LM2001	LIGHTNING	1000 x 2400 x 10	1
LM2004	WHITE GLOSS	1000 x 2400 x 10	1
LM3001	ASPEN	1000 x 2400 x 10	1
LM3002	PLATINUM	1000 x 2400 x 10	1
LM3003	PORTLAND	1000 x 2400 x 10	1
LM3004	YORK	1000 x 2400 x 10	1





NEW YORK LOFT / DC01D49P



TERRAZZO / DC01G54P

## 500mm Wall Panels

Our 500mm panels are digitally printed which means the designs in this range match from panel to panel. These give an uninterrupted design that flows along the wall, or around the room, much the same as wallpaper. Choose between our realistic smooth and textured finishes.

- Ultra-realistic designs
- Digitally printed
- Textured designs
- Uninterrupted designs
- Quick & easy to fit
- 100% waterproof
- Easy to clean






LOFT BRICK / DC01F22P



TERRAZZO



GREY SLATE



NEW YORK GREY




NEW YORK LOFT



BIANCO SPINO



WHITE CABIN



INDUSTRIAL  
BRONZED MESH



INDUSTRIAL  
CONCRETE MESH



LOFT BRICK



MADAGASCAR



MADAGASCAR WOOD

## 500mm Wall Panels

Code	Design	Size	Pk Qty
DC01G54P	TERRAZZO <sup>Δ</sup>	500 x 2600 x 6	3
DC01G49P	GREY SLATE* <sup>Δ</sup>	500 x 2600 x 6	3
DC01D32P	NEW YORK GREY* <sup>Δ</sup>	500 x 2600 x 6	3
DC01D49P	NEW YORK LOFT* <sup>Δ</sup>	500 x 2600 x 6	3
DC01F83P	BIANCO SPINO <sup>Δ</sup>	500 x 2600 x 6	3
DC01F27P	WHITE CABIN* <sup>Δ</sup>	500 x 2600 x 6	3
DC01F89P	INDUSTRIAL BRONZED MESH* <sup>Δ</sup>	500 x 2600 x 6	3
DC01F88P	INDUSTRIAL CONCRETE MESH* <sup>Δ</sup>	500 x 2600 x 6	3
DC01F22P	LOFT BRICK* <sup>Δ</sup>	500 x 2600 x 6	3
DC01F37P	MADAGASCAR* <sup>Δ</sup>	500 x 2600 x 6	3
DC01F36P	MADAGASCAR WOOD* <sup>Δ</sup>	500 x 2600 x 6	3

\* Textured design <sup>Δ</sup> Uninterrupted design





MANHATTAN / DC88F84P



BOMBAY / DC08D16P

## 375mm Wall Panels

The 375mm digitally printed range of panels offers contemporary tile, stone, marble and wood designs. Choose between our textured feel panels or our seamless flow designs.

- Ultra-realistic designs
- Digitally printed
- Textured finishes
- Quick and easy to fit
- 100% waterproof
- Easy to clean





RUSTIC WOOD / DC86C71P



OSLO / DC01F73P



FIRED EARTH / DC55B91P



SCANDI OAK / DC01F51P






KENSINGTON / DC01F48P



MOONSTONE / DC88C12P



POLAR / DC39D35P



NORSE / DC43D39P







WHITE BRICK / DC01F21P



BOMBAY



ROMA




FIRED EARTH




OSLO



OLSO WOOD



MANHATTAN



KENSINGTON




MOONSTONE



WHITESTONE



WHITE DUNE



TAUPE DUNE



OXIDE




SUBWAY




WHITE BRICK




POLAR




RUSTIC WOOD




SCANDI OAK



NORSE



NATURAL DRY STONE



ANGELO DRY STONE

## 375mm Wall Panels

Code	Design	Size	Pk Qty
DC08D16P	BOMBAY* <sup>Δ</sup>	375 x 2600 x 8	3
DC37926P	ROMA	375 x 2600 x 8	3
DC55B91P	FIRED EARTH	375 x 2600 x 8	3
DC01F73P	OSLO <sup>Δ</sup>	375 x 2600 x 8	3
DC38D33P	OLSO WOOD <sup>Δ</sup>	375 x 2600 x 8	3
DC88F84P	MANHATTAN <sup>Δ</sup>	375 x 2600 x 8	3
DC01F48P	KENSINGTON <sup>Δ</sup>	375 x 2600 x 8	3
DC87C12P	MOONSTONE (STD)	375 x 2600 x 8	3
DC88C12P	MOONSTONE (LG)	375 x 2600 x 8	3
DC87C15P	WHITESTONE (STD)	375 x 2600 x 8	3
DC88C15P	WHITESTONE (LG)	375 x 2600 x 8	3
DC60C46P	WHITE DUNE	375 x 2600 x 8	3
DC60C47P	TAUPE DUNE	375 x 2600 x 8	3
DC36D31P	OXIDE* <sup>Δ</sup>	375 x 2600 x 8	3
DC60906P	SUBWAY <sup>Δ</sup>	375 x 2600 x 8	3
DC01F21P	WHITE BRICK* <sup>Δ</sup>	375 x 2600 x 8	3
DC39D35P	POLAR* <sup>Δ</sup>	375 x 2600 x 8	3
DC86C71P	RUSTIC WOOD* <sup>Δ</sup>	375 x 2600 x 8	3
DC01F51P	SCANDI OAK* <sup>Δ</sup>	375 x 2600 x 8	3
DC43D39P	NORSE* <sup>Δ</sup>	375 x 2600 x 8	3
DC88C79P	NATURAL DRY STONE <sup>Δ</sup>	375 x 2600 x 8	3
DC75C67P	ANGELO DRY STONE <sup>Δ</sup>	375 x 2600 x 8	3

\* Textured design <sup>Δ</sup> Uninterrupted design



**zest.** wall  
panels

250mm

YORK / RM3004P

36

## 250mm Wall Panels

The 250mm panels come in a wide range of fifteen designs. Easy to manage and install, the range features stone, concrete, tile, wood, satin and marble effects with either matt, gloss or iridescent finishes.

- Contemporary matt & gloss finishes
- Quick and easy to fit
- 100% waterproof
- Easy to clean

ZINC / RM3005P


URBAN (STD TILE) / RM3006P

37





ASPEN




PLATINUM




PORTLAND




YORK




WHITE DIAMOND




BLACK DIAMOND




URBAN STD TILE



URBAN LARGE TILE




ZINC




STORM




PERGAMON




LIGHTNING




BLANCO




ALPINE WOOD




ALBA GREY



WHITE WOOD



ROMANO BEIGE



INARI GREY

## 250mm Wall Panels

Code	Design	Size	Pk Qty
RM3001P	ASPEN	250 x 2600 x 5	4
RM3002P	PLATINUM	250 x 2600 x 5	4
RM3003P	PORTLAND	250 x 2600 x 5	4
RM3004P	YORK	250 x 2600 x 5	4
RM1002P	WHITE DIAMOND	250 x 2600 x 5	4
RM1003P	BLACK DIAMOND	250 x 2600 x 5	4
RM3006P	URBAN (STD TILE)	250 x 2600 x 5	4
RM3007P	URBAN (LARGE TILE)	250 x 2600 x 5	4
RM3005P	ZINC	250 x 2600 x 5	4
RM1008P	STORM	250 x 2600 x 5	4
RM1009P	PERGAMON	250 x 2600 x 5	4
RM2001P	LIGHTNING	250 x 2600 x 5	4
RM3011P	BLANCO	250 x 2600 x 5	4
RM2009P	ALPINE WOOD	250 x 2600 x 5	4
DC26083P	ALBA GREY	250 x 2600 x 10	4
DC260L6P	WHITE WOOD	250 x 2600 x 10	4
DC26274P	ROMANO BEIGE	250 x 2600 x 10	4
DC26628P	INARI GREY	250 x 2600 x 10	4



GLOSS WHITE 2 SILVER STRIP / RM2226P / RM2240P

Ceiling Panels




It's not just your walls that can get the Zest treatment, our range of ceiling panels cover over imperfections and eliminate the need for painting in that oh so awkward area of a room. Available in matt, satin, gloss and high gloss finishes, they seamlessly finish off a refurbishment project.

Code	Design	Size	Pk Qty
RM2026P	GLOSS WHITE	250 x 2600 x 5	4
RM2040P	GLOSS WHITE	250 x 4000 x 5	4
RM2126P	MATT WHITE	250 x 2600 x 5	4
RM2140P	MATT WHITE	250 x 4000 x 5	4
RM2226P	GLOSS WHITE 2 SILVER STRIP	200 x 2600 x 6	4
RM2240P	GLOSS WHITE 2 SILVER STRIP	200 x 4000 x 6	4
DC40026P	SATIN WHITE	250 x 2600 x 10	4
DC40001P	SATIN WHITE	250 x 4000 x 10	3
DC25126P	WHITE HIGH GLOSS	250 x 2600 x 10	4
DC21040P	WHITE HIGH GLOSS	250 x 4000 x 10	3
DC28101	WHITE WITH SILVER STRIP	200 x 2700 x 10	8
DC28104	WHITE WITH SILVER STRIP	200 x 4000 x 10	8




WHITE WITH SILVER STRIP / DC28101 / DC28104





5mm Trims

Code	Product	Length	
RM0101T	WHITE END CAP	2600	
RM0201T	BLACK END CAP	2600	
RM0401T	CHROME END CAP	2600	
Code	Product	Length	
RM0102T	WHITE INT CORNER	2600	
RM0202T	BLACK INT CORNER	2600	
RM0402T	CHROME INT CORNER	2600	
Code	Product	Length	
RM0103T	WHITE EXT CORNER	2600	
RM0203T	BLACK EXT CORNER	2600	
RM0403T	CHROME EXT CORNER	2600	


5mm Aluminium Trims

Code	Product	Length	
DC58G84	WHITE ALUMINIUM END CAP	2600	
DC58G85	SILVER ALUMINIUM END CAP	2600	
DC58G86	TITANIUM ALUMINIUM END CAP	2600	
DC58G87	BLACK ALUMINIUM END CAP	2600	
Code	Product	Length	
DC59G84	WHITE ALUMINIUM INT CORNER	2600	
DC59G85	SILVER ALUMINIUM INT CORNER	2600	
DC59G86	TITANIUM ALUMINIUM INT CORNER	2600	
DC59G87	BLACK ALUMINIUM INT CORNER	2600	
Code	Product	Length	
DC60G84	WHITE ALUMINIUM EXT CORNER	2600	
DC60G85	SILVER ALUMINIUM EXT CORNER	2600	
DC60G86	TITANIUM ALUMINIUM EXT CORNER	2600	
DC60G87	BLACK ALUMINIUM EXT CORNER	2600	


5-8mm Trims

Code	Product	Length	
DC48004PK	WHITE CLIP ON END CAP	2600	
DC55C26PK	COLD GREY CLIP ON END CAP	2600	
DC55C03PK	CARBON CLIP ON END CAP	2600	
DC55C18PK	GREY CLIP ON END CAP	2600	
Code	Product	Length	
DC47004PK	WHITE UNI CORNER	2600	
DC82C26PK	COLD GREY UNI CORNER	2600	
DC82C03PK	CARBON UNI CORNER	2600	
DC82C18PK	GREY UNI CORNER	2600	




8-10mm Trims

Code	Product	Length	
DC17104PK	WHITE EXT. CORNER	2600	
DC18104PK	WHITE END CAP	2600	
DC19104PK	WHITE MULTIPURPOSE	2600	


10mm Aluminium Trims

Code	Product	Length	
LM0501T	CHROME ALUMINIUM END CAP	2400	
LM0502T	CHROME ALUMINIUM INT CORNER	2400	
LM0503T	CHROME ALUMINIUM EXT CORNER	2400	

10mm Shower Panel Trims

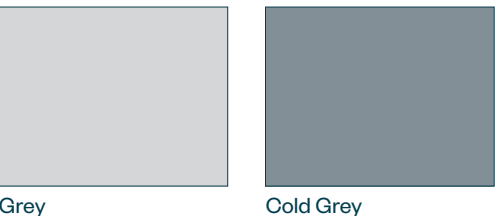


Code	Product	Length	
LM0101T	WHITE END CAP	2400	
LM0201T	BLACK END CAP	2400	
LM0401T	CHROME END CAP	2400	
Code	Product	Length	
LM0102T	WHITE INT. CORNER	2400	
LM0202T	BLACK INT. CORNER	2400	
LM0402T	CHROME INT. CORNER	2400	
Code	Product	Length	
LM0103T	WHITE EXT. CORNER	2400	
LM0203T	BLACK EXT. CORNER	2400	
LM0403T	CHROME EXT. CORNER	2400	

Skirting & Cornice

Code	Product	Length	
DC21195	95MM SKIRTING	2500	
DC21196	70MM PLAIN SKIRTING	2500	
DC57104PK	CORNICE - WHITE	2600	

“The finesse is in the finishing touches and our range of trims ensure that your panel installation looks flawless.”

Colours



Installation

Information regarding the installation and maintenance of Zest wall panels can be found packaged with all our products, as well as on our website: [www.zestwallpanels.co.uk](http://www.zestwallpanels.co.uk)

Alternatively, you can e-mail [info@zestwallpanels.co.uk](mailto:info@zestwallpanels.co.uk) to request a printed copy of our installation guide.





Swish Building Products, Pioneer House, Lichfield Road Ind. Estate, Tamworth, Staffordshire B79 7TF

**t:** (01827) 317200 **f:** (01827) 317201 **e:** [info@zestwallpanels.co.uk](mailto:info@zestwallpanels.co.uk)

[www.zestwallpanels.co.uk](http://www.zestwallpanels.co.uk)

Every effort has been made to accurately reproduce Zest wall panel colours in this brochure,  
but due to print limitations, the colours shown may not exactly match panel colours.

We would always recommend asking for a **free sample** from your stockist or email [samples@zestwallpanels.co.uk](mailto:samples@zestwallpanels.co.uk)